

# GENERATOR DATA

(AT400240)-ENGINE (BAA126422A)-CEM

NOVEMBER 08, 2022

For Help Desk Phone Numbers [Click here](#)

### Selected Model

**Engine:** 3516      **Generator Frame:** 1844      **Genset Rating (kW):** 2750.0      **Line Voltage:** 480  
**Fuel:** Diesel      **Generator Arrangement:** 3723056      **Genset Rating (kVA):** 3437.0      **Phase Voltage:** 277  
**Frequency:** 60      **Excitation Type:** Permanent Magnet      **Pwr. Factor:** 0.8      **Rated Current:** 4134.1  
**Duty:** STANDBY      **Connection:** SERIES STAR      **Application:** EPG      **Status:** Current

Version: 41205 /40749 /42670 /12002

### Spec Information

Generator Specification		Generator Efficiency			
<b>Frame:</b> 1844	<b>Type:</b> SR5	<b>No. of Bearings:</b> 2	<b>Per Unit Load</b>	<b>kW</b>	<b>Efficiency %</b>
<b>Winding Type:</b> FORM WOUND	<b>Flywheel:</b> 21.0		0.25	687.5	93.2
<b>Connection:</b> SERIES STAR	<b>Housing:</b> 00		0.5	1375.0	95.5
<b>Phases:</b> 3	<b>No. of Leads:</b> 6		0.75	2062.5	95.8
<b>Poles:</b> 4	<b>Wires per Lead:</b> 8		1.0	2750.0	95.6
<b>Sync Speed:</b> 1800	<b>Generator Pitch:</b> 0.6667				

Reactances	Per Unit	Ohms
SUBTRANSIENT - DIRECT AXIS $X'_d$	0.1313	0.0088
SUBTRANSIENT - QUADRATURE AXIS $X''_q$	0.1253	0.0084
TRANSIENT - SATURATED $X'_d$	0.1984	0.0133
SYNCHRONOUS - DIRECT AXIS $X_d$	3.1540	0.2114
SYNCHRONOUS - QUADRATURE AXIS $X_q$	1.3980	0.0937
NEGATIVE SEQUENCE $X_2$	0.1283	0.0086
ZERO SEQUENCE $X_0$	0.0090	0.0006

Time Constants	Seconds
OPEN CIRCUIT TRANSIENT - DIRECT AXIS $T'_{d0}$	5.3930
SHORT CIRCUIT TRANSIENT - DIRECT AXIS $T'_d$	0.3395
OPEN CIRCUIT SUBTRANSIENT - DIRECT AXIS $T''_{d0}$	0.0079
SHORT CIRCUIT SUBTRANSIENT - DIRECT AXIS $T''_d$	0.0066
OPEN CIRCUIT SUBTRANSIENT - QUADRATURE AXIS $T''_{q0}$	0.0071
SHORT CIRCUIT SUBTRANSIENT - QUADRATURE AXIS $T''_q$	0.0060
EXCITER TIME CONSTANT $T_e$	0.2580
ARMATURE SHORT CIRCUIT $T_a$	0.0414

Short Circuit Ratio: 0.44	Stator Resistance = 0.0012 Ohms	Field Resistance = 0.9703 Ohms
---------------------------	---------------------------------	--------------------------------

Voltage Regulation		Generator Excitation		
<b>Voltage level adjustment:</b> +/-	5.0%	<b>No Load</b>	<b>Full Load, (rated) pf</b>	
<b>Voltage regulation, steady state:</b> +/-	0.5%		<b>Series</b>	<b>Parallel</b>
<b>Voltage regulation with 3% speed change:</b> +/-	0.5%	<b>Excitation voltage:</b>	12.98 Volts	57.61 Volts      Volts
<b>Waveform deviation line - line, no load:</b> less than	3.0%	<b>Excitation current</b>	1.19 Amps	4.36 Amps      Amps
<b>Telephone influence factor:</b> less than	50			

**Selected Model**

**Engine:** 3516    **Generator Frame:** 1844    **Genset Rating (kW):** 2750.0    **Line Voltage:** 480  
**Fuel:** Diesel    **Generator Arrangement:** 3723056    **Genset Rating (kVA):** 3437.0    **Phase Voltage:** 277  
**Frequency:** 60    **Excitation Type:** Permanent Magnet    **Pwr. Factor:** 0.8    **Rated Current:** 4134.1  
**Duty:** STANDBY    **Connection:** SERIES STAR    **Application:** EPG    **Status:** Current

Version: 41205 /40749 /42670 /12002

**Generator Mechanical Information**

<b>Center of Gravity</b>		
Dimension X	-1145.5 mm	-45.1 IN.
Dimension Y	0.0 mm	0.0 IN.
Dimension Z	0.0 mm	0.0 IN.

- "X" is measured from driven end of generator and parallel to rotor. Towards engine fan is positive. See General Information for details
- "Y" is measured vertically from rotor center line. Up is positive.
- "Z" is measured to left and right of rotor center line. To the right is positive.

Generator WT = 4938 kg	* Rotor WT = 1835 kg	* Stator WT = 2452 kg
10,886 LB	4,045 LB	5,406 LB

Rotor Balance = 0.0508 mm deflection PTP

Overspeed Capacity = 125% of synchronous speed

<b>Generator Torsional Data</b>						
<b>J1 = Coupling and Fan</b>		<b>J2 = Rotor</b>			<b>J3 = Exciter End</b>	
<b>TOTAL J = J1 + J2 + J3</b>						
<b>K1 = Shaft Stiffness between J1 + J2 (Diameter 1)</b>				<b>K2 = Shaft Stiffness between J2 + J3 (Diameter 2)</b>		
<b>J1</b>	<b>K1</b>	<b>Min Shaft Dia 1</b>	<b>J2</b>	<b>K2</b>	<b>Min Shaft Dia 2</b>	<b>J3</b>
30.1 LB IN. s <sup>2</sup>	61.3 MLB IN./rad	5.0 IN.	557.6 LB IN. s <sup>2</sup>	58.4 MLB IN./rad	3.8 IN.	3.8 LB IN. s <sup>2</sup>
3.397 N m s <sup>2</sup>	6.93 MN m/rad	127.0 mm	63.0 N m s <sup>2</sup>	6.6 MN m/rad	96.5 mm	0.43 N m s <sup>2</sup>
<b>Total J</b>						
591.5 LB IN. s <sup>2</sup>						
66.827 N m s <sup>2</sup>						

**Selected Model**

**Engine:** 3516    **Generator Frame:** 1844    **Genset Rating (kW):** 2750.0    **Line Voltage:** 480  
**Fuel:** Diesel    **Generator Arrangement:** 3723056    **Genset Rating (kVA):** 3437.0    **Phase Voltage:** 277  
**Frequency:** 60    **Excitation Type:** Permanent Magnet    **Pwr. Factor:** 0.8    **Rated Current:** 4134.1  
**Duty:** STANDBY    **Connection:** SERIES STAR    **Application:** EPG    **Status:** Current

Version: 41205 /40749 /42670 /12002

**Generator Cooling Requirements -  
Temperature - Insulation Data**

<b>Cooling Requirements:</b>		<b>Temperature Data: (Ambient 40 °C)</b>	
<b>Heat Dissipated:</b> 126.6 kW		<b>Stator Rise:</b>	150.0 °C
<b>Air Flow:</b> 199.2 m <sup>3</sup> /min		<b>Rotor Rise:</b>	150.0 °C
<b>Insulation Class: H</b>			
<b>Insulation Reg. as shipped: 100.0 MΩ minimum at 40 °C</b>			

**Thermal Limits of Generator**

<b>Frequency:</b>	60 Hz
<b>Line to Line Voltage:</b>	480 Volts
<b>B BR 80/40</b>	2500.0 kVA
<b>F BR -105/40</b>	2844.0 kVA
<b>H BR - 125/40</b>	3125.0 kVA
<b>F PR - 130/40</b>	3125.0 kVA
<b>H PR - 150/40</b>	3438.0 kVA

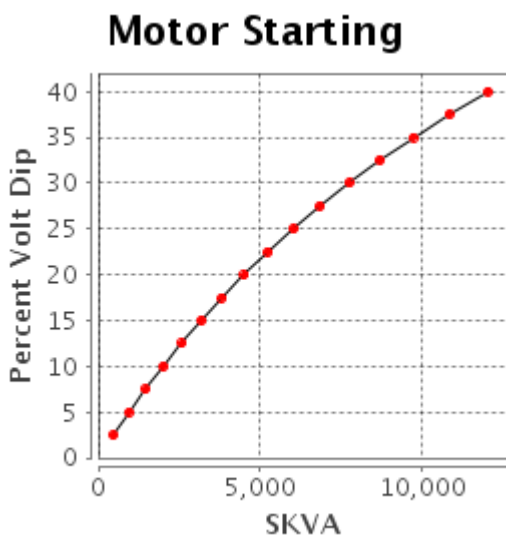
**Selected Model**

<b>Engine:</b> 3516	<b>Generator Frame:</b> 1844	<b>Genset Rating (kW):</b> 2750.0	<b>Line Voltage:</b> 480
<b>Fuel:</b> Diesel	<b>Generator Arrangement:</b> 3723056	<b>Genset Rating (kVA):</b> 3437.0	<b>Phase Voltage:</b> 277
<b>Frequency:</b> 60	<b>Excitation Type:</b> Permanent Magnet	<b>Pwr. Factor:</b> 0.8	<b>Rated Current:</b> 4134.1
<b>Duty:</b> STANDBY	<b>Connection:</b> SERIES STAR	<b>Application:</b> EPG	<b>Status:</b> Current

Version: 41205 /40749 /42670 /12002

**Starting Capability & Current Decrement  
Motor Starting Capability (0.4 pf)**

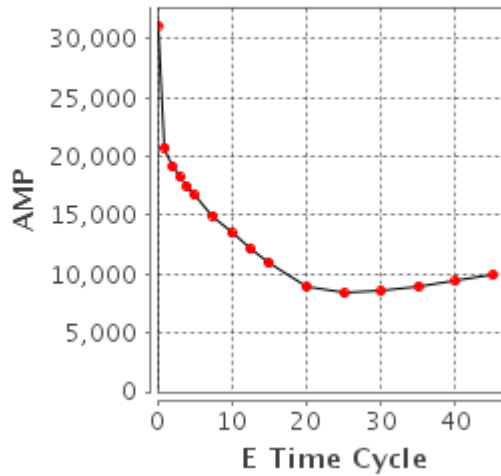
SKVA	Percent Volt Dip
463	2.5
950	5.0
1,464	7.5
2,006	10.0
2,579	12.5
3,185	15.0
3,829	17.5
4,513	20.0
5,240	22.5
6,017	25.0
6,847	27.5
7,736	30.0
8,691	32.5
9,719	35.0
10,830	37.5
12,034	40.0



**Current Decrement Data**

E Time Cycle	AMP
0.0	31,132
1.0	20,768
2.0	19,122
3.0	18,234
4.0	17,442
5.0	16,692
7.5	14,973
10.0	13,452
12.5	12,107
15.0	10,917
20.0	8,934
25.0	8,359
30.0	8,564
35.0	8,968
40.0	9,431
45.0	9,915

**Current Decrement**



**Instantaneous 3 Phase Fault Current: 31132 Amps**

**Instantaneous Line - Line Fault Current: 27270 Amps**

**Instantaneous Line - Neutral Fault Current: 45568 Amps**

**Selected Model**

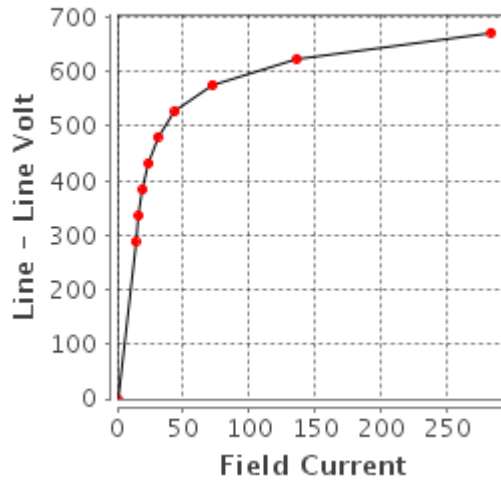
<b>Engine:</b> 3516	<b>Generator Frame:</b> 1844	<b>Genset Rating (kW):</b> 2750.0	<b>Line Voltage:</b> 480
<b>Fuel:</b> Diesel	<b>Generator Arrangement:</b> 3723056	<b>Genset Rating (kVA):</b> 3437.0	<b>Phase Voltage:</b> 277
<b>Frequency:</b> 60	<b>Excitation Type:</b> Permanent Magnet	<b>Pwr. Factor:</b> 0.8	<b>Rated Current:</b> 4134.1
<b>Duty:</b> STANDBY	<b>Connection:</b> SERIES STAR	<b>Application:</b> EPG	<b>Status:</b> Current

Version: 41205 /40749 /42670 /12002

**Generator Output Characteristic Curves  
Open Circuit Curve**

Field Current	Line - Line Volt
0.0	0
13.7	288
16.3	336
19.4	384
23.7	432
30.6	480
44.0	528
72.4	576
136.3	624
283.6	672

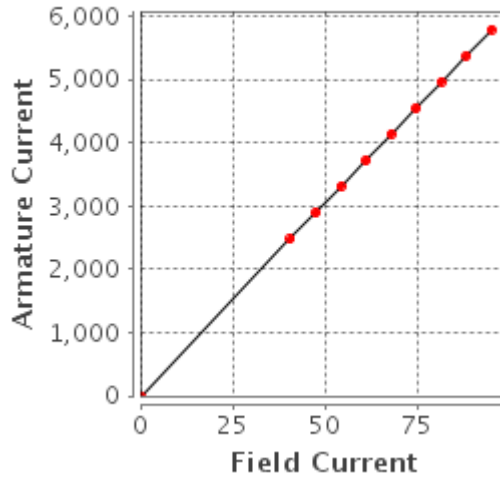
**Open Circuit**



**Short Circuit Curve**

**Short Circuit**

Field Current	Armature Current
0.0	0
40.7	2,481
47.5	2,894
54.3	3,308
61.1	3,721
67.9	4,135
74.7	4,548
81.5	4,962
88.3	5,375
95.1	5,789



**Selected Model**

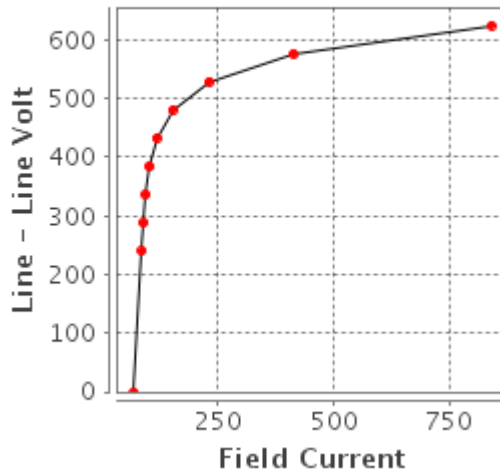
**Engine:** 3516    **Generator Frame:** 1844    **Genset Rating (kW):** 2750.0    **Line Voltage:** 480  
**Fuel:** Diesel    **Generator Arrangement:** 3723056    **Genset Rating (kVA):** 3437.0    **Phase Voltage:** 277  
**Frequency:** 60    **Excitation Type:** Permanent Magnet    **Pwr. Factor:** 0.8    **Rated Current:** 4134.1  
**Duty:** STANDBY    **Connection:** SERIES STAR    **Application:** EPG    **Status:** Current

Version: 41205 /40749 /42670 /12002

**Generator Output Characteristic Curves  
Zero Power Factor Curve**

**Zero Power**

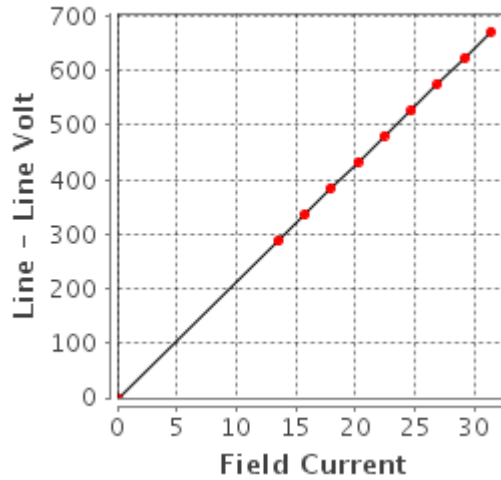
Field Current	Line - Line Volt
67.9	0
84.4	240
87.7	288
92.5	336
100.6	384
116.7	432
151.4	480
230.3	528
413.1	576
840.3	624



### Air Gap Curve

## Air Gap

Field Current	Line - Line Volt
0.0	0
13.5	288
15.7	336
17.9	384
20.2	432
22.4	480
24.7	528
26.9	576
29.2	624
31.4	672

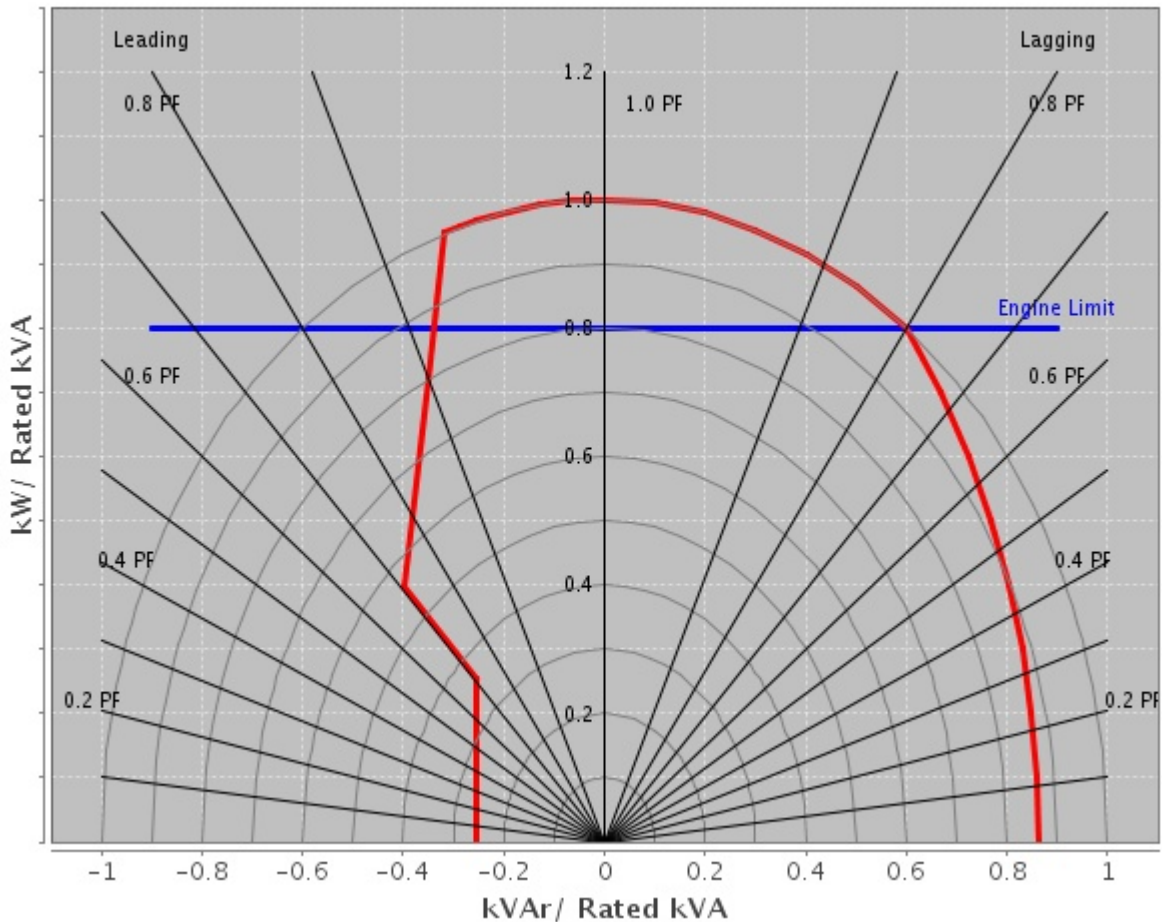


### Selected Model

**Engine:** 3516    **Generator Frame:** 1844    **Genset Rating (kW):** 2750.0    **Line Voltage:** 480  
**Fuel:** Diesel    **Generator Arrangement:** 3723056    **Genset Rating (kVA):** 3437.0    **Phase Voltage:** 277  
**Frequency:** 60    **Excitation Type:** Permanent Magnet    **Pwr. Factor:** 0.8    **Rated Current:** 4134.1  
**Duty:** STANDBY    **Connection:** SERIES STAR    **Application:** EPG    **Status:** Current

Version: 41205 /40749 /42670 /12002

### Reactive Capability Curve Operating Chart



---

### Selected Model

**Engine:** 3516      **Generator Frame:** 1844      **Genset Rating (kW):** 2750.0      **Line Voltage:** 480  
**Fuel:** Diesel      **Generator Arrangement:** 3723056      **Genset Rating (kVA):** 3437.0      **Phase Voltage:** 277  
**Frequency:** 60      **Excitation Type:** Permanent Magnet      **Pwr. Factor:** 0.8      **Rated Current:** 4134.1  
**Duty:** STANDBY      **Connection:** SERIES STAR      **Application:** EPG      **Status:** Current

Version: 41205 /40749 /42670 /12002

### General Information

DM7825 Caterpillar SR5 Generators (50 Hz, 60 Hz)  
Data for 1400, 1600, 1700, 1800 and 1900 frames Caterpillar SR5  
generators built by Leroy Somer - USA and Leroy Somer France.

Refer to DM7821 for explanation of all generator data in Technical  
Marketing Information (TMI) except generator efficiency for which the  
explanation is given below.

#### GENERATOR EFFICIENCY

Generator efficiency is the percentage of engine flywheel (or other  
prime mover) power that is converted into electrical output. The  
generator efficiency shown is calculated by the summation of all  
losses method, and is determined in accordance with the IEC Standard  
60034. The efficiency considers only the generator. There is no  
consideration of engine or parasitic losses here.

Refer to DM7829 for low and medium voltage protective setting values and  
limits.

---

Caterpillar Confidential: **Green**

Content Owner: Commercial Processes Division

Web Master(s): [PSG Web Based Systems Support](#)

Current Date: 11/8/2022, 3:03:34 PM

© Caterpillar Inc. 2022 All Rights Reserved.

[Data Privacy Statement](#).