

**ORDER INVOICE WITH  
ENGINEERING BREAKDOWN  
[N5F01526]**

**AUGUST 14, 2023**

(N5F01526)-ENGINE (CDE154717A)-CEM

For Help Desk Phone Numbers [Click here](#)



**Caution Ordering Parts from TMI Order Invoice with Engineering Breakdown**

Order Invoice with Engineering Breakdown information is provided by the orders system, once you click breakdown of a part, TMI pulls the information from the Engineering Data System (EDS).

EDS is not a manufacturing bill of material system but a engineering part in effect system. TMI uses the built date and calls EDS to pull the part in effect at that time.

Recently, TMI added an as manufactured tab. This tab provides the consist as reported from the engine factory. This data is limited but growing for new manufactured engines. To see an example enter "AT400559"

As-Manufactured tab is refreshed with correct data. The history records as well as the current data with wrong details are deleted. From 28th march 2019, TMI is maintaining only current data which possesses correct details.

To validate you are ordering a correct part, TMI encourages you to contact Morton Parts. 800-566-7782 or <https://pscrmwebforms.cat.com/GDSNquickentry.aspx>

The below option will email full breakdown of the serial number

**Excel**  **PDF**

FullBreakDown

**Sales Model:** C15    **Invoice Number:** 86KE 613288    **Dealer:** J440    **S.O. Number:** SPCFV00    **Invoice Date:** 2018-10-15

[Feature Code](#)

[Part Numbers](#)

[Ship Loose](#)


[Help](#)

**Feature Codes** [Top](#)


80 results found, displaying 1 to 80

Reference Number	Eng Chg	Quantity	ASM	LESS	Set Type	Reference Drawing	Description
<a href="#">AFTONE_I</a>	F	1	I				AFTERTREATMENT
<a href="#">C15DI66</a>	F	1	I			<a href="#">Drawing...</a>	C15 ACERT DIT-ATAAC IND PU 66
<a href="#">IC42401</a>	F	1	I				HRZNTL 14" CEM 24V -30 DEG IPU
<a href="#">PTS2406</a>	F	1	N			<a href="#">Drawing...</a>	STANDARD FILL 47.2L-24V
<a href="#">NOBRK01</a>	F	1	I				NO COMPRESSION BRAKE
<a href="#">CEMMT02</a>	F	1	I			<a href="#">Drawing...</a>	FACTORY INSTALLED CEM 14"
<a href="#">RAD0040</a>	F	1	I			<a href="#">Drawing...</a>	RADIATOR

80 results found, displaying 1 to 80



Reference Number	Eng Chg	Quantity	ASM	LESS 	Set Type	Reference Drawing	Description
<a href="#">EXHREAR</a>	F	1	I			<a href="#">Drawing...</a>	REAR FACING EXHAUST
<a href="#">EXCDI00</a>	F	1	I			<a href="#">Drawing...</a>	EXHAUST CONN DIFFUSER STR
<a href="#">AINMDN1</a>	F	1	I			<a href="#">Drawing...</a>	AIR INLET MIXER ELBOW-DOWN
<a href="#">FLYHG11</a>	F	1	I			<a href="#">Drawing...</a>	FLY.HSG SAE NO. 1 CAST IRN DRY
<a href="#">FAST003</a>	F	1	I				FASTENER GP-NO FLYWHEEL
<a href="#">PFFWS10</a>	F	1	I			<a href="#">Drawing...</a>	PRIMARY FUEL FILTER/CRS PMP 10
<a href="#">RELAY00</a>	F	1	S			<a href="#">Drawing...</a>	RELAY-ELEC PRM/CAT RS PUMP
<a href="#">SFFLH01</a>	F	1	I			<a href="#">Drawing...</a>	SECONDARY FUEL FILTER-LH LOW
<a href="#">OFLTR00</a>	F	1	I			<a href="#">Drawing...</a>	OIL FILTER
<a href="#">OPFS000</a>	F	1	I			<a href="#">Drawing...</a>	FRONT SUMP OIL PAN
<a href="#">OILDRN1</a>	F	1	S			<a href="#">Drawing...</a>	OIL PAN DRAIN VALVE
<a href="#">NOOCV00</a>	F	1	I			<a href="#">Drawing...</a>	NO OCV FILTER
<a href="#">OLGLF00</a>	F	1	I			<a href="#">Drawing...</a>	OIL LEVEL GAGE-LH FRONT
<a href="#">VALCV00</a>	F	1	I				VALVE COVER
<a href="#">OFLH00</a>	F	1	I			<a href="#">Drawing...</a>	OIL FILLER-LH
<a href="#">OFRHNON</a>	F	1	I			<a href="#">Drawing...</a>	NO OIL FILLER-RH
<a href="#">SHPDRY1</a>	F	1	I				NO LUBRICATING OIL
<a href="#">DAMPUL7</a>	F	1	I			<a href="#">Drawing...</a>	DAMPER & ALT & FAN PULLEY 7
<a href="#">ALTMT30</a>	F	1	I			<a href="#">Drawing...</a>	ACCESSORY DRIVE MTG-LH ALT
<a href="#">ALT24V2</a>	F	1	I			<a href="#">Drawing...</a>	CHARGING ALTERNATOR-24V 115AMP
<a href="#">CBM0150</a>	F	1	I			<a href="#">Drawing...</a>	CIRCUIT BREAKER-150AMP
<a href="#">BELTPV1</a>	F	1	I			<a href="#">Drawing...</a>	POLY VEE BELT
<a href="#">TOC0013</a>	F	1	I			<a href="#">Drawing...</a>	TRNSMISSIN OIL COOLER-UNVENTED
<a href="#">TOCFL03</a>	F	1	I			<a href="#">Drawing...</a>	TRANSMISSION OIL COOLER FLANGE
<a href="#">FDV0052</a>	F	1	I				FAN DRIVE 0.681 RATIO
<a href="#">FNH0431</a>	F	1	I			<a href="#">Drawing...</a>	FAN HEIGHT-431.8 MM (17")
<a href="#">FANSRI1</a>	F	1	I			<a href="#">Drawing...</a>	SUCTION FAN-41" RAD
<a href="#">FANAD11</a>	F	1	I			<a href="#">Drawing...</a>	FAN ADAPTER 11
<a href="#">BELTV03</a>	F	1	I				VEE BELT SET 03
<a href="#">AFTCL18</a>	F	1	I			<a href="#">Drawing...</a>	AFTERCOOLER AIR LINES-IPU
<a href="#">CLSWR01</a>	F	1	S				COOLANT LEVEL SENSOR & WIRES
<a href="#">FULCLR0</a>	F	1	I			<a href="#">Drawing...</a>	FUEL COOLER-SUCTION FAN
<a href="#">RADGD06</a>	F	1	I			<a href="#">Drawing...</a>	RADIATOR GUARD
<a href="#">CCDNONE</a>	F	1	I			<a href="#">Drawing...</a>	NO COOLANT CONDITIONER
<a href="#">ELSML03</a>	F	1	I				ELEC START MOTOR-LH 24V 50MT
<a href="#">CVR0000</a>	F	1	I				NO STARTING MOTOR-RH
<a href="#">JWHNONE</a>	F	1	I			<a href="#">Drawing...</a>	NO JACKET WATER HEATER
<a href="#">ENGFS01</a>	F	1	I				FRONT ENGINE SUPPORT-WIDE
<a href="#">AIRCP08</a>	F	1	I				AIR COMPRESSOR-CAT290
<a href="#">ACGOV00</a>	F	1	I				AIR COMPRESSOR ACCESSORIES
<a href="#">RCLNONE</a>	F	1	I			<a href="#">Drawing...</a>	NO REAR ENCLOSED CLUTCH/W
<a href="#">EXHKT15</a>	F	1	I			<a href="#">Drawing...</a>	EXHAUST PIPE KIT-IPU
<a href="#">CEMST00</a>	F	1	I			<a href="#">Drawing...</a>	CEM OUTLET TAILPIPE-NOX
<a href="#">RCP0502</a>	F	1	S			<a href="#">Drawing...</a>	RAIN CAP
<a href="#">DEFFL03</a>	F	1	S				DEF FILLER CAP - LOCKABLE
<a href="#">PTUMT06</a>	F	1	S			<a href="#">Drawing...</a>	PETU MNT KIT-47.2L OR 44.5L
<a href="#">DPL2406</a>	F	1	S			<a href="#">Drawing...</a>	DEF LINE STR-STR 24V-6.0M
<a href="#">CONMD04</a>	F	1	I			<a href="#">Drawing...</a>	AFTRTMT ECM-IPU
<a href="#">PTUWG04</a>	F	1	S				PTU INTERCONNECT HARNESS-6.0M
<a href="#">NOXSEN1</a>	F	1	I			<a href="#">Drawing...</a>	NOX SENSORS N1

80 results found, displaying 1 to 80

Reference Number	Eng Chg	Quantity	ASM	LESS 	Set Type	Reference Drawing	Description
<a href="#">ACLMT01</a>	F	1	I			<a href="#">Drawing...</a>	AIR CLEANER-CANISTER REAR EXH
<a href="#">PCL0001</a>	F	1	S			<a href="#">Drawing...</a>	PRECLEANER-HOOD
<a href="#">CGTPS01</a>	F	1	S				THROTTLE POSITION SENSOR
<a href="#">INSPN16</a>	F	1	I			<a href="#">Drawing...</a>	PREMIUM DISPLAY PANEL 16
<a href="#">LBULSD1</a>	F	1	S				FILM GROUP D1
<a href="#">BATDSC1</a>	F	1	S				FILM GROUP C1
<a href="#">PNTYLLW</a>	F	1	I				CAT YELLOW PAINT
<a href="#">FRHSGFE</a>	F	1	I			<a href="#">Drawing...</a>	IRON FRONT HOUSING
<a href="#">FTB0001</a>	F	1	S			<a href="#">Drawing...</a>	FUEL TANK BREATHER
<a href="#">BGDNONE</a>	F	1	I			<a href="#">Drawing...</a>	NO BELT GUARD
<a href="#">IGNSW00</a>	F	1	S				IGNITION SWITCH (1-2)
<a href="#">PRESRV1</a>	F	1	I				6 MO/OVERSEAS PRESERVATION
<a href="#">INDUSTC</a>	F	1	I				INDUST INTERMITTENT C RATING
<a href="#">INDUSTR</a>	F	1	I				INDUSTRIAL ENGINE
<a href="#">VLT0024</a>	F	1	I			<a href="#">Drawing...</a>	24 VOLT
<a href="#">T4FCERT</a>	F	1	I				EPA/ TIER4/ EU STAGE V
<a href="#">EXB0022</a>	F	1	I				BOX FOR EXPORT
<a href="#">LITENGO</a>	F	1	S			<a href="#">Drawing...</a>	ENGLISH LITERATURE
<a href="#">MWCODED</a>	F	1	I				OTHER MECHANICAL DRIVE
<a href="#">MSCPB22</a>	F	1	I				CEMENTING
<a href="#">MSPETWS</a>	F	1	I				PETRO WELL SERVICING
<a href="#">HP00540</a>	F	1	I				540 BHP (403 BKW) W/O FAN
<a href="#">TIER004</a>	F	1	I				*OLD* TIER 4 EMISSIONS LVL ENG

## Part Numbers [Top](#)

254 results found, displaying 1 to 254

Reference Number	Eng Chg	Quantity	ASM	LESS 	Set Type	Description	Reference Drawing	SIS Part Diagram 
▶ <a href="#">AFTONE_I</a>	F	1	I			AFTERTREATMENT		
▶ <a href="#">C15DI66</a>	F	1	I			C15 ACERT DIT-ATAAC IND PU 66		
▶ <a href="#">IC42401</a>	F	1	I			HRZNTL 14" CEM 24V -30 DEG IPU		
▶ <a href="#">PTS2406</a>	F	1	N			STANDARD FILL 47.2L- 24V		
▶ <a href="#">NOBRK01</a>	F	1	I			NO COMPRESSION BRAKE		
▶ <a href="#">CEMMT02</a>	F	1	I			FACTORY INSTALLED CEM 14"		
▶ <a href="#">RAD0040</a>	F	1	I			RADIATOR		
▶ <a href="#">EXHREAR</a>	F	1	I			REAR FACING EXHAUST		
▶ <a href="#">EXCDI00</a>	F	1	I			EXHAUST CONN DIFFUSER STR		
▶ <a href="#">AINMDN1</a>	F	1	I			AIR INLET MIXER ELBOW-DOWN		
▶ <a href="#">FLYHG11</a>	F	1	I			FLY.HSG SAE NO. 1 CAST IRN DRY		
▶ <a href="#">FAST003</a>	F	1	I			FASTENER GP-NO FLYWHEEL		
▶ <a href="#">PFFWS10</a>	F	1	I			PRIMARY FUEL FILTER/CRS PMP 10		
▶ <a href="#">RELAY00</a>	F	1	S			RELAY-ELEC PRM/CAT RS PUMP		
▶ <a href="#">SFFLH01</a>	F	1	I			SECONDARY FUEL		

					FILTER-LH LOW
▶	OFLTR00	F	1	I	OIL FILTER
▶	OPFS000	F	1	I	FRONT SUMP OIL PAN
▶	OILDNR1	F	1	S	OIL PAN DRAIN VALVE
▶	NOOCV00	F	1	I	NO OCV FILTER
▶	OLGLF00	F	1	I	OIL LEVEL GAGE-LH FRONT
▶	VALCV00	F	1	I	VALVE COVER
▶	OFLFH00	F	1	I	OIL FILLER-LH
▶	OFRHNON	F	1	I	NO OIL FILLER-RH
▶	SHPDY1	F	1	I	NO LUBRICATING OIL
▶	DAMPUL7	F	1	I	DAMPER & ALT & FAN PULLEY 7
▶	ALMT30	F	1	I	ACCESSORY DRIVE MTG- LH ALT
▶	ALT24V2	F	1	I	CHARGING ALTERNATOR- 24V 115AMP
▶	CBM0150	F	1	I	CIRCUIT BREAKER- 150AMP
▶	BELTPV1	F	1	I	POLY VEE BELT
▶	TOC0013	F	1	I	TRNSMISSIN OIL COOLER-UNVENTED
▶	TOCFL03	F	1	I	TRANSMISSION OIL COOLER FLANGE
▶	FDV0052	F	1	I	FAN DRIVE 0.681 RATIO
▶	FNH0431	F	1	I	FAN HEIGHT-431.8 MM (17")
▶	FANSRI1	F	1	I	SUCTION FAN-41" RAD
▶	FANAD11	F	1	I	FAN ADAPTER 11
▶	BELTV03	F	1	I	VEE BELT SET 03
▶	AFTCL18	F	1	I	AFTERCOOLER AIR LINES-IPU
▶	CLSWR01	F	1	S	COOLANT LEVEL SENSOR & WIRES
▶	FULCLR0	F	1	I	FUEL COOLER-SUCTION FAN
▶	RADGD06	F	1	I	RADIATOR GUARD
▶	CCDNONE	F	1	I	NO COOLANT CONDITIONER
▶	ELSMLO3	F	1	I	ELEC START MOTOR-LH 24V 50MT
▶	CVR0000	F	1	I	NO STARTING MOTOR-RH
▶	JWHNONE	F	1	I	NO JACKET WATER HEATER
▶	ENGFS01	F	1	I	FRONT ENGINE SUPPORT-WIDE
▶	AIRCP08	F	1	I	AIR COMPRESSOR- CAT290
▶	ACGOV00	F	1	I	AIR COMPRESSOR ACCESSORIES
▶	RCLNONE	F	1	I	NO REAR ENCLOSED CLUTCH/W
▶	EXHKT15	F	1	I	EXHAUST PIPE KIT-IPU
▶	CEMST00	F	1	I	CEM OUTLET TAILPIPE- NOX
▶	RCP0502	F	1	S	RAIN CAP
▶	DEFFL03	F	1	S	DEF FILLER CAP - LOCKABLE
▶	PTUMT06	F	1	S	PETU MNT KIT-47.2L OR 44.5L
▶	DPL2406	F	1	S	DEF LINE STR-STR 24V- 6.0M
▶	CONMD04	F	1	I	AFTRTMT ECM-IPU
▶	PTUWG04	F	1	S	PTU INTERCONNECT HARNESS-6.0M
▶	NOXSEN1	F	1	I	NOX SENSORS N1
▶	ACLMT01	F	1	I	AIR CLEANER-CANISTER REAR EXH

▶ PCL0001	F	1	S	PRECLEANER-HOOD	
▶ CGTPS01	F	1	S	THROTTLE POSITION SENSOR	
▶ INSPN16	F	1	I	PREMIUM DISPLAY PANEL 16	
▶ LBULSD1	F	1	S	FILM GROUP D1	
▶ BATDSC1	F	1	S	FILM GROUP C1	
▶ PNTYLLW	F	1	I	CAT YELLOW PAINT	
▶ FRHSGFE	F	1	I	IRON FRONT HOUSING	
▶ FTB0001	F	1	S	FUEL TANK BREATHER	
▶ BGDNONE	F	1	I	NO BELT GUARD	
▶ IGNSW00	F	1	S	IGNITION SWITCH (1-2)	
▶ PRESRV1	F	1	I	6 MO/OVERSEAS PRESERVATION	
▶ INDUSTC	F	1	I	INDUST INTERMITTENT C RATING	
▶ INDUSTRI	F	1	I	INDUSTRIAL ENGINE	
▶ VLT0024	F	1	I	24 VOLT	
▶ T4FCERT	F	1	I	EPA/ TIER4/ EU STAGE V	
▶ EXB0022	F	1	I	BOX FOR EXPORT	
▶ LITENGO	F	1	S	ENGLISH LITERATURE	
▶ MWCODD	F	1	I	OTHER MECHANICAL DRIVE	
▶ MSCPB22	F	1	I	CEMENTING	
▶ MSPETWS	F	1	I	PETRO WELL SERVICING	
▶ HP00540	F	1	I	540 BHP (403 BKW) W/O FAN	
▶ TIER004	F	1	I	*OLD* TIER 4 EMISSIONS LVL ENG	
▶ PQ4612	08	1	I	ENGINE AR - C15 540 HP "C" RAT	<a href="#">Drawing...</a>
▶ 3857724	05	1	I	ENGINE AR-COMPL - C15 T4F	<a href="#">View Diagram</a>
▶ 3933545	01	1	I	CONTROL GP-MTG &	<a href="#">View Diagram</a>
▶ 3883077	10	1	I	WIRING GP-ELEC CONTROL	<a href="#">View Diagram</a>
▶ 3541458	01	1	I	PROTECTION GP - WIRING (NO IVA	<a href="#">View Diagram</a>
▶ 1076737	01	1	I	BLOCK COVER - OIL FILLER	<a href="#">View Diagram</a>
▶ 3381575	02	1	I	COVER GP - OIL FILLER	<a href="#">View Diagram</a>
▶ 3522382	00	1	I	SUPPORT GP - BRACE	<a href="#">View Diagram</a>
▶ 3660234	00	1	I	DRIVE GP-PUMP	<a href="#">View Diagram</a>
▶ 4P6846	02	1	I	FASTENER GP	<a href="#">View Diagram</a>
▶ 4N2481	04	1	I	FASTENER GP	<a href="#">View Diagram</a>
▶ 4257495	00	1	I	LIFTING GP-FRONT	<a href="#">View Diagram</a>
▶ 4374925	01	1	I	LINES GP-OIL	<a href="#">View Diagram</a>
▶ 3967258	00	1	I	MOUNTING GP-BRACKET (NRS)	<a href="#">View Diagram</a>
▶ 3553357	00	1	I	PLUG GP - BLOCK	<a href="#">View Diagram</a>
▶ 3449033	02	1	I	PLUG GP - HEAD	<a href="#">View Diagram</a>
▶ 3443592	01	1	I	PUMP GP - FUEL	<a href="#">View Diagram</a>
▶ 3558817	01	1	S	WIRING GP - SENSOR	<a href="#">View Diagram</a>
▶ 4317822	00	1	I	INSTRUCTION-RATING	<a href="#">View Diagram</a>
▶ 4808230	02	1	I	LINES GP-WATER	<a href="#">View Diagram</a>

▶	-	03	1	I	INSTRUCTION - PAINT		<a href="#">View Diagram</a>							
▶	4952546													
▶	-	01	1	I	FILM GP - DOI		<a href="#">View Diagram</a>							
▶	3554150													
▶	▶	3945307	01	1	I	MODULE AR - EXH	<a href="#">View Diagram</a>							
▶	▶	4996613	00	1	N	MODULE AR-DEF	<a href="#">Drawing...</a> <a href="#">View Diagram</a>							
▶	▶	PQ5600	00	1	I	NO COMPRESSION BRAKE (NO IVA)	<a href="#">Drawing...</a>							
▶	▶	-	04	1	I	WIRING GP - UNIT INJECTOR	<a href="#">View Diagram</a>							
▶	▶	3396271												
▶	▶	-	06	1	I	FASTENER GP	<a href="#">View Diagram</a>							
▶	▶	3352317												
▶	▶	▶	PQ6601	03	1	I	ENGINE MOUNTED CEM 14IN	<a href="#">Drawing...</a>						
▶	▶	▶	-	01	1	I	MTG GP-EXH MOD	<a href="#">View Diagram</a>						
▶	▶	▶	3870001											
▶	▶	▶	-	01	1	I	MTG GP-EXH MOD	<a href="#">View Diagram</a>						
▶	▶	▶	3886411											
▶	▶	▶	-	00	1	I	LINES GP-COOLANT	<a href="#">View Diagram</a>						
▶	▶	▶	3883886											
▶	▶	▶	-	01	1	I	PLUG GP-WTR LINE	<a href="#">View Diagram</a>						
▶	▶	▶	3529953											
▶	▶	▶	▶	PQ6610	03	1	I	RADIATOR INSTALLED	<a href="#">Drawing...</a>					
▶	▶	▶	▶	-	00	1	I	LINES GP - WATER	<a href="#">View Diagram</a>					
▶	▶	▶	▶	3681433										
▶	▶	▶	▶	-	07	1	I	RADIATOR GP	<a href="#">View Diagram</a>					
▶	▶	▶	▶	-	03	1	I	MTG GP - RADIATOR	<a href="#">View Diagram</a>					
▶	▶	▶	▶	3561440										
▶	▶	▶	▶	-	00	1	I	FASTENER GP	<a href="#">View Diagram</a>					
▶	▶	▶	▶	3997761										
▶	▶	▶	▶	-	04	2	S	ADDITIVE - COOLANT	<a href="#">View Diagram</a>					
▶	▶	▶	▶	3690805										
▶	▶	▶	▶	-	02	1	I	LINES GP - WATER	<a href="#">View Diagram</a>					
▶	▶	▶	▶	4363462										
▶	▶	▶	▶	▶	PQ6611	00	1	I	REAR EXHAUST C15 A, B, C, D	<a href="#">Drawing...</a>				
▶	▶	▶	▶	▶	-	07	1	I	MANIFOLD GP - EXH	<a href="#">View Diagram</a>				
▶	▶	▶	▶	▶	-	02	1	I	TURBO GP-A	<a href="#">View Diagram</a>				
▶	▶	▶	▶	▶	3748295									
▶	▶	▶	▶	▶	-	04	1	I	LINES GP-TURBO O	<a href="#">View Diagram</a>				
▶	▶	▶	▶	▶	3529351									
▶	▶	▶	▶	▶	-	02	1	I	LINES GP - AIR	<a href="#">View Diagram</a>				
▶	▶	▶	▶	▶	3540809									
▶	▶	▶	▶	▶	▶	3499673	02	1	I	LINES GP - EXHAUST	<a href="#">Drawing...</a> <a href="#">View Diagram</a>			
▶	▶	▶	▶	▶	▶	PQ5625	00	1	I	AIR INLET MIXER ELBOW DN-REAR	<a href="#">Drawing...</a>			
▶	▶	▶	▶	▶	▶	-	01	1	I	ELBOW GP - AIR INLET	<a href="#">View Diagram</a>			
▶	▶	▶	▶	▶	▶	3484322								
▶	▶	▶	▶	▶	▶	-	03	1	I	LINES GP - TURBO	<a href="#">View Diagram</a>			
▶	▶	▶	▶	▶	▶	3539864								
▶	▶	▶	▶	▶	▶	-	01	1	I	VALVE GP - SOLENOID	<a href="#">View Diagram</a>			
▶	▶	▶	▶	▶	▶	3485722								
▶	▶	▶	▶	▶	▶	▶	PQ5628	00	1	I	FLYWHEEL HOUSING - SAE NO.1 (N)	<a href="#">Drawing...</a>		
▶	▶	▶	▶	▶	▶	▶	-	01	1	I	HOUSING GP - FLYWHEEL	<a href="#">View Diagram</a>		
▶	▶	▶	▶	▶	▶	▶	3540782							
▶	▶	▶	▶	▶	▶	▶	-	02	1	I	PLUG GP	<a href="#">View Diagram</a>		
▶	▶	▶	▶	▶	▶	▶	2131800							
▶	▶	▶	▶	▶	▶	▶	▶	3732428	00	1	I	PLUG GP	<a href="#">View Diagram</a>	
▶	▶	▶	▶	▶	▶	▶	▶	▶	PQ6624	01	1	I	PRIMARY FUEL FILTER/CRS PMP PU	<a href="#">Drawing...</a>
▶	▶	▶	▶	▶	▶	▶	▶	▶	▶	05	1	I	LINES GP - FILTER (PRIMARY FUE	<a href="#">View Diagram</a>
▶	▶	▶	▶	▶	▶	▶	▶	▶	▶	00	1	I	MOUNTING GP - FUEL FILTER (PRI	<a href="#">View Diagram</a>
▶	▶	▶	▶	▶	▶	▶	▶	▶	▶	02	1	I	WIRING GP - PUMP (PRIMARY)	<a href="#">View Diagram</a>
▶	▶	▶	▶	▶	▶	▶	▶	▶	▶	00	1	I	LINES GP-FUEL	<a href="#">View Diagram</a>
▶	▶	▶	▶	▶	▶	▶	▶	▶	▶	3883888				


▶	-	01	1	I	FILM GP - F FLTR (PRIME)		<a href="#">View Diagram</a>
▶	4683500						
▶	3524750	01	1	S	RELAY GP		<a href="#">View Diagram</a>
▶	PQ6671	03	1	I	SECONDARY FUEL FILTER-LH LOW	<a href="#">Drawing...</a>	
▶	-	02	1	I	FILTER GP - FUEL (SECONDARY)		<a href="#">View Diagram</a>
▶	3420612						
▶	-	01	1	I	MOUNTING GP - FUEL FILTER (SEC		<a href="#">View Diagram</a>
▶	3523726						
▶	-	01	1	I	LINES GP-FUEL (SECONDARY)		<a href="#">View Diagram</a>
▶	3927950						
▶	-	00	1	I	MTG GP-CONN		<a href="#">View Diagram</a>
▶	3875402						
▶	-	01	1	I	WIRING GP - SENSOR (SECONDARY)		<a href="#">View Diagram</a>
▶	3529442						
▶	-	00	1	I	FILM GP - F FLTR (2ND)		<a href="#">View Diagram</a>
▶	4683501						
▶	PQ6798	00	1	I	INSTALLED SINGLE OIL FILTER W/	<a href="#">Drawing...</a>	
▶	-	00	1	I	FILTER GP - OIL	<a href="#">Drawing...</a>	<a href="#">View Diagram</a>
▶	3438795						
▶	-	00	1	I	FILM GP - O FILTER		<a href="#">View Diagram</a>
▶	4683498						
▶	3510316	04	1	I	PAN GP - OIL	<a href="#">Drawing...</a>	<a href="#">View Diagram</a>
▶	1631383	02	1	S	DRAIN		<a href="#">View Diagram</a>
▶	PQ6635	01	1	I	NO OCV FILTER	<a href="#">Drawing...</a>	
▶	-	00	1	I	FASTENER GP - BRKT		<a href="#">View Diagram</a>
▶	4246007						
▶	-	00	1	I	PLUG GP - OIL PAN		<a href="#">View Diagram</a>
▶	3904015						
▶	-	00	1	I	DISPOSAL GP - FUME		<a href="#">View Diagram</a>
▶	4198733						
▶	-	01	1	I	MOUNTING GP - CONTROL		<a href="#">View Diagram</a>
▶	3431974						
▶	-	00	1	I	MOUNTING GP-SENSOR		<a href="#">View Diagram</a>
▶	3993944						
▶	-	01	1	I	PROTECTION GP-WRG (NO CCP)		<a href="#">View Diagram</a>
▶	4273280						
▶	-	01	1	I	CONFIGURATION GP		<a href="#">View Diagram</a>
▶	4174367						
▶	PQ5660	00	1	I	OIL LEVEL GAUGE - LH FRONT	<a href="#">Drawing...</a>	
▶	-	02	1	I	GAUGE GP - OIL LEVEL		<a href="#">View Diagram</a>
▶	3527644						
▶	-	01	1	I	FASTENER GP - FUEL LINES		<a href="#">View Diagram</a>
▶	3532831						
▶	1871327	01	1	I	COVER GP-MECH	<a href="#">Drawing...</a>	<a href="#">View Diagram</a>
▶	PQ1936	00	1	I	LH OIL FILL T4 WITH FILM GP	<a href="#">Drawing...</a>	
▶	-	04	1	I	FILLER GP - OIL	<a href="#">Drawing...</a>	<a href="#">View Diagram</a>
▶	2933625						
▶	-	00	1	I	FILM GP		<a href="#">View Diagram</a>
▶	4574981						
▶	1076736	02	1	I	BLOCK COVER - TURBO	<a href="#">Drawing...</a>	<a href="#">View Diagram</a>
▶	3505898	02	1	I	LUBRICANT GP		<a href="#">View Diagram</a>
▶	PK4726	00	1	I	DAMPER GP	<a href="#">Drawing...</a>	
▶	-	01	1	I	DAMPER GP - PULLEY	<a href="#">Drawing...</a>	<a href="#">View Diagram</a>
▶	3542424						
▶	PQ6677	01	1	I	ACCESSORY DRIVE MTG- LH ALT	<a href="#">Drawing...</a>	
▶	-	01	1	I	MTG GP - ALTERNATOR		<a href="#">View Diagram</a>
▶	3458400						
▶	-	04	1	I	MTG GP-WRG		<a href="#">View Diagram</a>
▶	3933570						
▶	-	01	1	I	FASTENER GP (NO IVA)		<a href="#">View Diagram</a>
▶	3533899						
▶	-	00	1	I	FASTENER GP (NO PRECOOLER)		<a href="#">View Diagram</a>
▶	3533900						
▶	PQ6768	00	1	I	ALTERNATOR 24V 115A	<a href="#">Drawing...</a>	
▶	-	02	1	I	ALTERNATOR GP		<a href="#">View Diagram</a>

3542324						
▶	-	00	1	I	FASTENER GP	<a href="#">View Diagram</a>
▶	3528445	01	1	I	MTG GP - BREAKER	<a href="#">Drawing...</a> <a href="#">View Diagram</a>
▶	3488106	02	1	I	BELT GP	<a href="#">Drawing...</a> <a href="#">View Diagram</a>
▶	PQ6646	02	1	I	TRANSMISSION OIL COOLER	<a href="#">Drawing...</a>
▶	-	00	1	I	LINES GP-WATER	<a href="#">View Diagram</a>
▶	4216496	00	1	I	LINES GP-WATER	<a href="#">View Diagram</a>
▶	-	00	1	I	COVER GP	<a href="#">View Diagram</a>
▶	3580839	00	1	I	COVER GP	<a href="#">View Diagram</a>
▶	-	01	1	I	PLUG GP - WATER LINE	<a href="#">View Diagram</a>
▶	3392667	01	1	I	PLUG GP - WATER LINE	<a href="#">View Diagram</a>
▶	4412486	00	1	I	FLANGE GP	<a href="#">Drawing...</a> <a href="#">View Diagram</a>
▶	3458405	04	1	I	DRIVE GP - FAN	<a href="#">Drawing...</a> <a href="#">View Diagram</a>
▶	3526448	00	1	I	INSTRUCTION - FAN	<a href="#">View Diagram</a>
▶	3573596	01	1	I	FAN GP - SUCTION	<a href="#">Drawing...</a> <a href="#">View Diagram</a>
▶	3557089	00	1	I	ADAPTER GP	<a href="#">Drawing...</a> <a href="#">View Diagram</a>
▶	4N8278	00	1	I	VEE BELT SET	<a href="#">View Diagram</a>
▶	PQ6649	01	1	I	AFTERCOOLER AIR LINES-IPU	<a href="#">Drawing...</a>
▶	-	00	1	I	LINES GP-AIR (ATAAC)	<a href="#">View Diagram</a>
▶	3869315	00	1	I	LINES GP-AIR (ATAAC)	<a href="#">View Diagram</a>
▶	-	00	1	I	LINES GP-AIR (COMB AIR)	<a href="#">View Diagram</a>
▶	3869331	00	1	I	LINES GP-AIR (COMB AIR)	<a href="#">View Diagram</a>
▶	-	01	1	I	INST-TURBO	<a href="#">View Diagram</a>
▶	4899383	01	1	I	INST-TURBO	<a href="#">View Diagram</a>
▶	3875400	00	1	S	WIRING GP-LEVEL	<a href="#">View Diagram</a>
▶	PQ6727	00	1	I	FUEL COOLER SUCTION FAN	<a href="#">Drawing...</a>
▶	-	00	1	I	COOLER GP-FUEL	<a href="#">View Diagram</a>
▶	3942679	00	1	I	COOLER GP-FUEL	<a href="#">View Diagram</a>
▶	-	00	1	I	LINES GP-FUEL (SUCTION FAN)	<a href="#">View Diagram</a>
▶	3938125	00	1	I	LINES GP-FUEL (SUCTION FAN)	<a href="#">View Diagram</a>
▶	3508763	01	1	I	GUARD GP - RADIATOR	<a href="#">Drawing...</a> <a href="#">View Diagram</a>
▶	3392668	01	1	I	PLUG GP - WATER LINE	<a href="#">View Diagram</a>
▶	PQ5691	01	1	I	ELEC STARTER - 50MT (24V) (LH)	<a href="#">Drawing...</a>
▶	-	00	1	I	WIRING GP - ELECTRIC START	<a href="#">View Diagram</a>
▶	3544072	00	1	I	WIRING GP - ELECTRIC START	<a href="#">View Diagram</a>
▶	-	00	1	I	MOTOR GP-MTG&	<a href="#">View Diagram</a>
▶	4428951	00	1	I	MOTOR GP-MTG&	<a href="#">View Diagram</a>
▶	1275728	04	1	I	COVER	<a href="#">Drawing...</a> <a href="#">View Diagram</a>
▶	2559250	04	1	I	PLUG GP	<a href="#">View Diagram</a>
▶	1354326	03	1	I	SUPPORT GP - ENGINE	<a href="#">Drawing...</a> <a href="#">View Diagram</a>
▶	PQ5745	02	1	I	CAT290 AIR COMPRESSOR	<a href="#">Drawing...</a>
▶	-	03	1	I	COMPRESSOR GP - A	<a href="#">View Diagram</a>
▶	3604134	03	1	I	COMPRESSOR GP - A	<a href="#">View Diagram</a>
▶	-	01	1	I	LINES GP - COMPRESSOR	<a href="#">View Diagram</a>
▶	3535057	01	1	I	LINES GP - COMPRESSOR	<a href="#">View Diagram</a>
▶	2244501	05	1	I	GOVERNOR GP	<a href="#">View Diagram</a>
▶	2045325	02	1	I	COVER GP- FLYWHEEL HOUSING	<a href="#">View Diagram</a>
▶	3850948	00	1	I	LINES GP-EXH	<a href="#">Drawing...</a> <a href="#">View Diagram</a>
▶	PQ6682	00	1	I	CEM OUTLET TAILPIPE	<a href="#">Drawing...</a>
▶	-	00	1	I	TAILPIPE GP-EXHAUST	<a href="#">View Diagram</a>
▶	3850947	00	1	I	TAILPIPE GP-EXHAUST	<a href="#">View Diagram</a>
▶	-	00	1	I	COVER GP-EXHAUST	<a href="#">View Diagram</a>
▶	3899590	00	1	I	COVER GP-EXHAUST	<a href="#">View Diagram</a>
▶	1987424	03	1	S	RAIN CAP - MUFFLER	<a href="#">Drawing...</a> <a href="#">View Diagram</a>
▶	4833539	00	1	S	CAP GP-FILLER&-A	<a href="#">Drawing...</a> <a href="#">View Diagram</a>
▶	3996173	01	1	S	MTG GP-TANK	<a href="#">Drawing...</a> <a href="#">View Diagram</a>
▶	4198180	01	1	S	LINES GP-DEF	<a href="#">Drawing...</a> <a href="#">View Diagram</a>
▶	PQ6688	00	1	I	AFTRTMT ECM - IPU	<a href="#">Drawing...</a>
▶	-	01	1	I	CONTROL GP-MTG &	<a href="#">View Diagram</a>
▶	3933544	01	1	I	CONTROL GP-MTG &	<a href="#">View Diagram</a>
▶	-	01	1	I	MOUNTING GP	<a href="#">View Diagram</a>


3864190							
▶ -	3927220	06	1	I		WIRING GP-EXH	<a href="#">View Diagram</a>
▶	4325281	00	1	S		WIRING GP - DEF	<a href="#">View Diagram</a>
▶	3931715	05	1	I		SENSOR GP-NOX	<a href="#">View Diagram</a>
▶	PQ6691	00	1	I		AIR CLEANER-CANISTER REAR EXH	<a href="#">Drawing...</a>
▶	-						
▶	3899594	00	1	I		CLEANER GP-AIR	<a href="#">View Diagram</a>
▶	-						
▶	3965531	00	1	I		MOUNTING GP - CLEANER	<a href="#">View Diagram</a>
▶	-						
▶	3523617	00	1	I		LIFTING GP	<a href="#">View Diagram</a>
▶	2326182	00	1	S		PRECLEANER GP	<a href="#">Drawing...</a> <a href="#">View Diagram</a>
▶	2661473	04	1	S		SENSOR GP	<a href="#">View Diagram</a>
▶	PQ6720	00	1	I		ITECH EN INSTRUMENT PANEL	<a href="#">Drawing...</a>
▶	-						
▶	3711751	00	1	I		MOUNTING GP - INSTR	<a href="#">View Diagram</a>
▶	-						
▶	3829130	00	1	I		MTG GP - INSTR	<a href="#">View Diagram</a>
▶	-						
▶	3969099	01	1	I		WIRING GP-CONTROL PANEL	<a href="#">View Diagram</a>
▶	-						
▶	3892014	02	1	I		INSTRUMENT GP - ENG DISPLAY PN	<a href="#">View Diagram</a>
▶	3647943	00	1	S		FILM GP	<a href="#">View Diagram</a>
▶	4339373	00	1	S		FILM GP	<a href="#">View Diagram</a>
▶	PQ5727	00	1	I		PAINT GP - YELLOW	<a href="#">Drawing...</a>
▶	-						
▶	3605376	02	3	I		PAINT GP	<a href="#">View Diagram</a>
▶	3526465	01	1	I		HOUSING GP-FRONT	<a href="#">Drawing...</a> <a href="#">View Diagram</a>
▶	4441147	00	1	S		BREATHER GP	<a href="#">Drawing...</a> <a href="#">View Diagram</a>
▶	PQ6750	00	1	I		NO BELT GUARD	
▶	-						
▶	1596159	07	1	I		CAM COVER	<a href="#">View Diagram</a>
▶	-						
▶	3533897	01	1	I		FASTENER GP (FRONT HOUSING)	<a href="#">View Diagram</a>
▶	4523318	00	1	S		SWITCH GP	<a href="#">View Diagram</a>
▶	2059442	05	1	I		OVERSEAS PRESERVATION	<a href="#">View Diagram</a>
▶	3611820	00	1	I		CERTIFICATION AR - EPA/EU 2011	<a href="#">View Diagram</a>
▶	0P1915		1	I		BOX FOR EXPORT - 3406	<a href="#">View Diagram</a>
▶	5P2506	00	1	S		LITERATURE - ENGLISH	<a href="#">Drawing...</a> <a href="#">View Diagram</a>
▶	PP6975	00	1	I		540 BHP WOF 2100 RPM IND C T4F	
▶	-						
▶	3717459		1	I		403KW (540 HP) @ 2100 RPM C	<a href="#">View Diagram</a>
▶	0V1590		1	I		END USE: PETRO WELL SERVICING	<a href="#">View Diagram</a>

## Ship Loose [Top](#)

51 results found, displaying 1 to 51

Reference Number	Eng Chg	Quantity	ASM	LESS 	Set Type	Description	BreakDown...
3558817		1	S			WIRING GP-SENSOR	<a href="#">BreakDown...</a>
- 2345013		1	S			SENSOR GP-TEMP 1644A1 (I)	<a href="#">BreakDown...</a>
- 2788844		1	S			PLUG AS S-X (E)	<a href="#">BreakDown...</a>
4996613		1	S	+		MODULE AR-DEF	<a href="#">BreakDown...</a>
3690805		1	S			ADDITIVE-COOLANT	<a href="#">BreakDown...</a>

51 results found, displaying 1 to 51

Reference Number	Eng Chg	Quantity	ASM	LESS 	Set Type	Description	BreakDown...
- 3690805		2	S			ADDITIVE-COOLANT S-X (E)	BreakDown...
3524750		1	S			RELAY GP	BreakDown...
- 3595143		1	S			RELAY S-X (I)	BreakDown...
1631383		1	S			DRAIN GP-OIL PAN	BreakDown...
- 3E7427		1	S			ADAPTER 1666A1 (B)	BreakDown...
- 7E4761		1	S			VALVE-SHUTOFF S-X (F)	BreakDown...
- 0619458		1	S			SEAL-O-RING 1674G2 (B)	BreakDown...
- 2385080		1	S			SEAL-O-RING 1636K4 (B)	BreakDown...
3875400		1	S			WIRING GP-LEVEL	BreakDown...
- 3875401		1	S			HARNESS AS S-X (E)	BreakDown...
- 4309449		1	S			SENSOR (2399957) S-X (F)	BreakDown...
1987424		1	S			CAP AS	BreakDown...
- 1987424		1	S			CAP AS S-X (F)	BreakDown...
4833539		1	S			CAP GP-FILLER&-A	BreakDown...
- 3875467		1	S			LANYARD CAP S-X (E)	BreakDown...
- 3982993		1	S			CAP TANK 1684C1 (E)	BreakDown...
3996173		1	S			MTG GP-TANK	BreakDown...
- 8T0389		4	S			LOCKNUT 1660C3 (B)	BreakDown...
- 8T4121		8	S			WASHER-HARD 1644C5 (B)	BreakDown...
- 3996167		1	S			STRAP AS S-X (F)	BreakDown...
- 4204979		1	S			STRAP AS S-X (F)	BreakDown...
- 4246013		1	S			MAT S-X (F)	BreakDown...
4198180		1	S			LINES GP-DEF	BreakDown...
- 4179582		1	S			HOSE AS S-X (F)	BreakDown...
4325281		1	S			WIRING GP-DEF	BreakDown...
- 4325284		1	S			HARNESS AS S-X (E)	BreakDown...
2326182		1	S			PRECLEANER GP	BreakDown...
- 1M3419		1	S			SEAL-O-RING 1652B1 (E)	BreakDown...
- 8S6823		1	S			HOOD AS FL114 (F)	BreakDown...
- 8S6824		1	S			CLAMP AS HUT3B1 (B)	BreakDown...
- 1133155		1	S			BODY FL66 (F)	BreakDown...
2661473		1	S			SENSOR GP-POSN	BreakDown...
- 2661473		1	S			SENSOR GP S-X (I)	BreakDown...
3647943		1	S			FILM GP	BreakDown...
- 3498603		50	S			FILM-FUEL S-X (A)	BreakDown...
4339373		1	S			FILM GP	BreakDown...
- 4231796		50	S			FILM S-X (A)	BreakDown...
4441147		1	S			BREATHER GP	BreakDown...
- 3D2824		1	S			SEAL-O-RING 1658H1 (B)	BreakDown...
- 3567423		1	S			BREATHER-TANK S-X (E)	BreakDown...
4523318		1	S			SWITCH GP	BreakDown...
- 8T8737		6	S			PLUG SEAL 1662B3 (E)	BreakDown...
- 1552274		1	S			PLUG KIT-CONN S-X (E)	BreakDown...
- 4490802		1	S			SWITCH AS S-X (I)	BreakDown...
5P2506		1	S			LITERATURE GP	BreakDown...
- 5P2506		1	S			ENGLISH LITERATURE 1400 (A)	BreakDown...