

**ORDER INVOICE WITH
ENGINEERING BREAKDOWN
[N5F01528]**

AUGUST 14, 2023

(N5F01528)-ENGINE (CDE149180A)-CEM

For Help Desk Phone Numbers [Click here](#)

⚠ Caution Ordering Parts from TMI Order Invoice with Engineering Breakdown
 Order Invoice with Engineering Breakdown information is provided by the orders system, once you click breakdown of a part, TMI pulls the information from the Engineering Data System (EDS).

EDS is not a manufacturing bill of material system but a engineering part in effect system. TMI uses the built date and calls EDS to pull the part in effect at that time.

Recently, TMI added an as manufactured tab. This tab provides the consist as reported from the engine factory. This data is limited but growing for new manufactured engines. To see an example enter "AT400559"

As-Manufactured tab is refreshed with correct data. The history records as well as the current data with wrong details are deleted. From 28th march 2019, TMI is maintaining only current data which possesses correct details.

To validate you are ordering a correct part, TMI encourages you to contact Morton Parts. 800-566-7782 or <https://pscrmwebforms.cat.com/GDSNquickentry.aspx>

The below option will email full breakdown of the serial number

Excel
 PDF

Sales Model: C15 **Invoice Number:** 86KE **Dealer:** J440 **S.O. Number:** SPCFX00 **Invoice Date:** 2018-10-15

[Feature Code](#)

[Part Numbers](#)

[Ship Loose](#)


[Help](#)

Feature Codes [Top](#)


80 results found, displaying 1 to 80

Reference Number	Eng Chg	Quantity	ASM	LESS	Set Type	Reference Drawing	Description
AFTONE_I	F	1	I				AFTERTREATMENT
C15DI66	F	1	I			Drawing...	C15 ACERT DIT-ATAAC IND PU 66
IC42401	F	1	I				HRZNTL 14" CEM 24V -30 DEG IPU
PTS2406	F	1	N			Drawing...	STANDARD FILL 47.2L-24V
NOBRK01	F	1	I				NO COMPRESSION BRAKE
CEMMT02	F	1	I			Drawing...	FACTORY INSTALLED CEM 14"
RAD0040	F	1	I			Drawing...	RADIATOR

80 results found, displaying 1 to 80



Reference Number	Eng Chg	Quantity	ASM	LESS 	Set Type	Reference Drawing	Description
EXHREAR	F	1	I			Drawing...	REAR FACING EXHAUST
EXCDI00	F	1	I			Drawing...	EXHAUST CONN DIFFUSER STR
AINMDN1	F	1	I			Drawing...	AIR INLET MIXER ELBOW-DOWN
FLYHG11	F	1	I			Drawing...	FLY.HSG SAE NO. 1 CAST IRN DRY
FAST003	F	1	I				FASTENER GP-NO FLYWHEEL
PFFWS10	F	1	I			Drawing...	PRIMARY FUEL FILTER/CRS PMP 10
RELAY00	F	1	S			Drawing...	RELAY-ELEC PRM/CAT RS PUMP
SFFLH01	F	1	I			Drawing...	SECONDARY FUEL FILTER-LH LOW
OFLTR00	F	1	I			Drawing...	OIL FILTER
OPFS000	F	1	I			Drawing...	FRONT SUMP OIL PAN
OILDRN1	F	1	S			Drawing...	OIL PAN DRAIN VALVE
NOOCV00	F	1	I			Drawing...	NO OCV FILTER
OLGLF00	F	1	I			Drawing...	OIL LEVEL GAGE-LH FRONT
VALCV00	F	1	I				VALVE COVER
OFLH00	F	1	I			Drawing...	OIL FILLER-LH
OFRHNON	F	1	I			Drawing...	NO OIL FILLER-RH
SHPDRY1	F	1	I				NO LUBRICATING OIL
DAMPUL7	F	1	I			Drawing...	DAMPER & ALT & FAN PULLEY 7
ALTMT30	F	1	I			Drawing...	ACCESSORY DRIVE MTG-LH ALT
ALT24V2	F	1	I			Drawing...	CHARGING ALTERNATOR-24V 115AMP
CBM0150	F	1	I			Drawing...	CIRCUIT BREAKER-150AMP
BELTPV1	F	1	I			Drawing...	POLY VEE BELT
TOC0013	F	1	I			Drawing...	TRNSMISSIN OIL COOLER-UNVENTED
TOCFL03	F	1	I			Drawing...	TRANSMISSION OIL COOLER FLANGE
FDV0052	F	1	I				FAN DRIVE 0.681 RATIO
FNH0431	F	1	I			Drawing...	FAN HEIGHT-431.8 MM (17")
FANSRI1	F	1	I			Drawing...	SUCTION FAN-41" RAD
FANAD11	F	1	I			Drawing...	FAN ADAPTER 11
BELTV03	F	1	I				VEE BELT SET 03
AFTCL18	F	1	I			Drawing...	AFTERCOOLER AIR LINES-IPU
CLSWR01	F	1	S				COOLANT LEVEL SENSOR & WIRES
FULCLR0	F	1	I			Drawing...	FUEL COOLER-SUCTION FAN
RADGD06	F	1	I			Drawing...	RADIATOR GUARD
CCDNONE	F	1	I			Drawing...	NO COOLANT CONDITIONER
ELSML03	F	1	I				ELEC START MOTOR-LH 24V 50MT
CVR0000	F	1	I				NO STARTING MOTOR-RH
JWHNONE	F	1	I			Drawing...	NO JACKET WATER HEATER
ENGFS01	F	1	I				FRONT ENGINE SUPPORT-WIDE
AIRCP08	F	1	I				AIR COMPRESSOR-CAT290
ACGOV00	F	1	I				AIR COMPRESSOR ACCESSORIES
RCLNONE	F	1	I			Drawing...	NO REAR ENCLOSED CLUTCH/W
EXHKT15	F	1	I			Drawing...	EXHAUST PIPE KIT-IPU
CEMST00	F	1	I			Drawing...	CEM OUTLET TAILPIPE-NOX
RCP0502	F	1	S			Drawing...	RAIN CAP
DEFFL03	F	1	S				DEF FILLER CAP - LOCKABLE
PTUMT06	F	1	S			Drawing...	PETU MNT KIT-47.2L OR 44.5L
DPL2406	F	1	S			Drawing...	DEF LINE STR-STR 24V-6.0M
CONMD04	F	1	I			Drawing...	AFTRTMT ECM-IPU
PTUWG04	F	1	S				PTU INTERCONNECT HARNESS-6.0M
NOXSEN1	F	1	I			Drawing...	NOX SENSORS N1

80 results found, displaying 1 to 80

Reference Number	Eng Chg	Quantity	ASM	LESS 	Set Type	Reference Drawing	Description
ACLMT01	F	1	I			Drawing...	AIR CLEANER-CANISTER REAR EXH
PCL0001	F	1	S			Drawing...	PRECLEANER-HOOD
CGTPS01	F	1	S				THROTTLE POSITION SENSOR
INSPN16	F	1	I			Drawing...	PREMIUM DISPLAY PANEL 16
LBULSD1	F	1	S				FILM GROUP D1
BATDSC1	F	1	S				FILM GROUP C1
PNTYLLW	F	1	I				CAT YELLOW PAINT
FRHSGFE	F	1	I			Drawing...	IRON FRONT HOUSING
FTB0001	F	1	S			Drawing...	FUEL TANK BREATHER
BGDNONE	F	1	I			Drawing...	NO BELT GUARD
IGNSW00	F	1	S				IGNITION SWITCH (1-2)
PRESRV1	F	1	I				6 MO/OVERSEAS PRESERVATION
VLT0024	F	1	I			Drawing...	24 VOLT
INDUSTC	F	1	I				INDUST INTERMITTENT C RATING
INDUSTR	F	1	I				INDUSTRIAL ENGINE
T4FCERT	F	1	I				EPA/ TIER4/ EU STAGE V
EXB0022	F	1	I				BOX FOR EXPORT
LITENGO	F	1	S			Drawing...	ENGLISH LITERATURE
MWCODED	F	1	I				OTHER MECHANICAL DRIVE
MSCPB22	F	1	I				CEMENTING
MSPETWS	F	1	I				PETRO WELL SERVICING
TIER004	F	1	I				*OLD* TIER 4 EMISSIONS LVL ENG
HP00540	F	1	I				540 BHP (403 BKW) W/O FAN

Part Numbers [Top](#)

254 results found, displaying 1 to 254

Reference Number	Eng Chg	Quantity	ASM	LESS 	Set Type	Description	Reference Drawing	SIS Part Diagram 
▶▶ AFTONE_I	F	1	I			AFTERTREATMENT		
▶▶ C15DI66	F	1	I			C15 ACERT DIT-ATAAC IND PU 66		
▶▶ IC42401	F	1	I			HRZNTL 14" CEM 24V -30 DEG IPU		
▶▶ PTS2406	F	1	N			STANDARD FILL 47.2L- 24V		
▶▶ NOBRK01	F	1	I			NO COMPRESSION BRAKE		
▶▶ CEMMT02	F	1	I			FACTORY INSTALLED CEM 14"		
▶▶ RAD0040	F	1	I			RADIATOR		
▶▶ EXHREAR	F	1	I			REAR FACING EXHAUST		
▶▶ EXCDI00	F	1	I			EXHAUST CONN DIFFUSER STR		
▶▶ AINMDN1	F	1	I			AIR INLET MIXER ELBOW-DOWN		
▶▶ FLYHG11	F	1	I			FLY.HSG SAE NO. 1 CAST IRN DRY		
▶▶ FAST003	F	1	I			FASTENER GP-NO FLYWHEEL		
▶▶ PFFWS10	F	1	I			PRIMARY FUEL FILTER/CRS PMP 10		

RELAY00	F	1	S	RELAY-ELEC PRM/CAT RS PUMP
SFFLH01	F	1	I	SECONDARY FUEL FILTER-LH LOW
OFLTR00	F	1	I	OIL FILTER
OPFS000	F	1	I	FRONT SUMP OIL PAN
OILDRN1	F	1	S	OIL PAN DRAIN VALVE
NOOCV00	F	1	I	NO OCV FILTER
OLGLF00	F	1	I	OIL LEVEL GAGE-LH FRONT
VALCV00	F	1	I	VALVE COVER
OFLH00	F	1	I	OIL FILLER-LH
OFRHNON	F	1	I	NO OIL FILLER-RH
SHPDRY1	F	1	I	NO LUBRICATING OIL
DAMPUL7	F	1	I	DAMPER & ALT & FAN PULLEY 7
ALMT30	F	1	I	ACCESSORY DRIVE MTG-LH ALT
ALT24V2	F	1	I	CHARGING ALTERNATOR-24V 115AMP
CBM0150	F	1	I	CIRCUIT BREAKER-150AMP
BELTPV1	F	1	I	POLY VEE BELT
TOC0013	F	1	I	TRNSMISSIN OIL COOLER-UNVENTED
TOCFL03	F	1	I	TRANSMISSION OIL COOLER FLANGE
FDV0052	F	1	I	FAN DRIVE 0.681 RATIO
FNH0431	F	1	I	FAN HEIGHT-431.8 MM (17")
FANSRI1	F	1	I	SUCTION FAN-41" RAD
FANAD11	F	1	I	FAN ADAPTER 11
BELTV03	F	1	I	VEE BELT SET 03
AFTCL18	F	1	I	AFTERCOOLER AIR LINES-IPU
CLSWR01	F	1	S	COOLANT LEVEL SENSOR & WIRES
FULCLR0	F	1	I	FUEL COOLER-SUCTION FAN
RADGD06	F	1	I	RADIATOR GUARD
CCDNONE	F	1	I	NO COOLANT CONDITIONER
ELSM03	F	1	I	ELEC START MOTOR-LH 24V 50MT
CVR0000	F	1	I	NO STARTING MOTOR-RH
JWHNONE	F	1	I	NO JACKET WATER HEATER
ENGFS01	F	1	I	FRONT ENGINE SUPPORT-WIDE
AIRCP08	F	1	I	AIR COMPRESSOR-CAT290
ACGOV00	F	1	I	AIR COMPRESSOR ACCESSORIES
RCLNONE	F	1	I	NO REAR ENCLOSED CLUTCH/W
EXHKT15	F	1	I	EXHAUST PIPE KIT-IPU

CEMST00	F	1	I	CEM OUTLET TAILPIPE-NOX	
RCP0502	F	1	S	RAIN CAP	
DEFFL03	F	1	S	DEF FILLER CAP - LOCKABLE	
PTUMT06	F	1	S	PETU MNT KIT-47.2L OR 44.5L	
DPL2406	F	1	S	DEF LINE STR-STR 24V-6.0M	
CONMD04	F	1	I	AFTRTMT ECM-IPU	
PTUWG04	F	1	S	PTU INTERCONNECT HARNESS-6.0M	
NOXSEN1	F	1	I	NOX SENSORS N1	
ACLMT01	F	1	I	AIR CLEANER-CANISTER REAR EXH	
PCL0001	F	1	S	PRECLEANER-HOOD	
CGTPS01	F	1	S	THROTTLE POSITION SENSOR	
INSPN16	F	1	I	PREMIUM DISPLAY PANEL 16	
LBULSD1	F	1	S	FILM GROUP D1	
BATDSC1	F	1	S	FILM GROUP C1	
PNTYLLW	F	1	I	CAT YELLOW PAINT	
FRHSGFE	F	1	I	IRON FRONT HOUSING	
FTB0001	F	1	S	FUEL TANK BREATHER	
BGDNONE	F	1	I	NO BELT GUARD	
IGNSW00	F	1	S	IGNITION SWITCH (1-2)	
PRESRV1	F	1	I	6 MO/OVERSEAS PRESERVATION	
VLT0024	F	1	I	24 VOLT	
INDUSTC	F	1	I	INDUST INTERMITTENT C RATING	
INDUSTR	F	1	I	INDUSTRIAL ENGINE	
T4FCERT	F	1	I	EPA/ TIER4/ EU STAGE V	
EXB0022	F	1	I	BOX FOR EXPORT	
LITENGO	F	1	S	ENGLISH LITERATURE	
MWCODED	F	1	I	OTHER MECHANICAL DRIVE	
MSCP22	F	1	I	CEMENTING	
MSPETWS	F	1	I	PETRO WELL SERVICING	
TIER004	F	1	I	*OLD* TIER 4 EMISSIONS LVL ENG	
HP00540	F	1	I	540 BHP (403 BKW) W/O FAN	
PQ4612	08	1	I	ENGINE AR - C15 540 HP "C" RAT	Drawing...
3857724	-	05	1	ENGINE AR-COMPL - C15 T4F	View Diagram
3933545	-	01	1	CONTROL GP-MTG &	View Diagram
3883077	-	10	1	WIRING GP-ELEC CONTROL	View Diagram
3541458	-	01	1	PROTECTION GP - WIRING (NO IVA	View Diagram

1076737	-	01	1	I	BLOCK COVER - OIL FILLER	View Diagram
3381575	-	02	1	I	COVER GP - OIL FILLER	View Diagram
3522382	-	00	1	I	SUPPORT GP - BRACE	View Diagram
3660234	-	00	1	I	DRIVE GP-PUMP	View Diagram
4P6846	-	02	1	I	FASTENER GP	View Diagram
4N2481	-	04	1	I	FASTENER GP	View Diagram
4257495	-	00	1	I	LIFTING GP-FRONT	View Diagram
4374925	-	01	1	I	LINES GP-OIL	View Diagram
3967258	-	00	1	I	MOUNTING GP-BRACKET (NRS)	View Diagram
3553357	-	00	1	I	PLUG GP - BLOCK	View Diagram
3449033	-	02	1	I	PLUG GP - HEAD	View Diagram
3443592	-	01	1	I	PUMP GP - FUEL	View Diagram
3558817	-	01	1	S	WIRING GP - SENSOR	View Diagram
4317822	-	00	1	I	INSTRUCTION-RATING	View Diagram
4808230	-	02	1	I	LINES GP-WATER	View Diagram
4952546	-	03	1	I	INSTRUCTION - PAINT	View Diagram
3554150	-	01	1	I	FILM GP - DOI	View Diagram
3945307		01	1	I	MODULE AR - EXH	View Diagram
4996613		00	1	N	MODULE AR-DEF	Drawing... View Diagram
PQ5600		00	1	I	NO COMPRESSION BRAKE (NO IVA)	Drawing...
3396271	-	04	1	I	WIRING GP - UNIT INJECTOR	View Diagram
3352317	-	06	1	I	FASTENER GP	View Diagram
PQ6601		03	1	I	ENGINE MOUNTED CEM 14IN	Drawing...
3870001	-	01	1	I	MTG GP-EXH MOD	View Diagram
3886411	-	01	1	I	MTG GP-EXH MOD	View Diagram
3883886	-	00	1	I	LINES GP-COOLANT	View Diagram
3529953	-	01	1	I	PLUG GP-WTR LINE	View Diagram
PQ6610		03	1	I	RADIATOR INSTALLED	Drawing...
3681433	-	00	1	I	LINES GP - WATER	View Diagram
3561440	-	07	1	I	RADIATOR GP	View Diagram
3561449	-	03	1	I	MTG GP - RADIATOR	View Diagram
3997761	-	00	1	I	FASTENER GP	View Diagram
3690805	-	04	2	S	ADDITIVE - COOLANT	View Diagram
4363462	-	02	1	I	LINES GP - WATER	View Diagram
PQ6611		00	1	I	REAR EXHAUST C15 A, B, C, D	Drawing...
3430591	-	07	1	I	MANIFOLD GP - EXH	View Diagram

3748295	-	02	1	I	TURBO GP-A	View Diagram
3529351	-	04	1	I	LINES GP-TURBO O	View Diagram
3540809	-	02	1	I	LINES GP - AIR	View Diagram
3499673		02	1	I	LINES GP - EXHAUST	Drawing... View Diagram
PQ5625		00	1	I	AIR INLET MIXER ELBOW DN-REAR	Drawing...
3484322	-	01	1	I	ELBOW GP - AIR INLET	View Diagram
3539864	-	03	1	I	LINES GP - TURBO	View Diagram
3485722	-	01	1	I	VALVE GP - SOLENOID	View Diagram
PQ5628		00	1	I	FLYWHEEL HOUSING - SAE NO.1 (N	Drawing...
3540782	-	01	1	I	HOUSING GP - FLYWHEEL	View Diagram
2131800	-	02	1	I	PLUG GP	View Diagram
3732428		00	1	I	PLUG GP	View Diagram
PQ6624		01	1	I	PRIMARY FUEL FILTER/CRS PMP PU	Drawing...
3499934	-	05	1	I	LINES GP - FILTER (PRIMARY FUE	View Diagram
3522380	-	00	1	I	MOUNTING GP - FUEL FILTER (PRI	View Diagram
3529440	-	02	1	I	WIRING GP - PUMP (PRIMARY)	View Diagram
3883888	-	00	1	I	LINES GP-FUEL	View Diagram
4683500	-	01	1	I	FILM GP - F FLTR (PRIME)	View Diagram
3524750		01	1	S	RELAY GP	View Diagram
PQ6671		03	1	I	SECONDARY FUEL FILTER-LH LOW	Drawing...
3420612	-	02	1	I	FILTER GP - FUEL (SECONDARY)	View Diagram
3523726	-	01	1	I	MOUNTING GP - FUEL FILTER (SEC	View Diagram
3927950	-	01	1	I	LINES GP-FUEL (SECONDARY)	View Diagram
3875402	-	00	1	I	MTG GP-CONN	View Diagram
3529442	-	01	1	I	WIRING GP - SENSOR (SECONDARY)	View Diagram
4683501	-	00	1	I	FILM GP - F FLTR (2ND)	View Diagram
PQ6798		00	1	I	INSTALLED SINGLE OIL FILTER W/	Drawing...
3438795	-	00	1	I	FILTER GP - OIL	Drawing... View Diagram
4683498	-	00	1	I	FILM GP - O FILTER	View Diagram
3510316		04	1	I	PAN GP - OIL	Drawing... View Diagram
1631383		02	1	S	DRAIN	View Diagram
PQ6635		01	1	I	NO OCV FILTER	Drawing...
4246007	-	00	1	I	FASTENER GP - BRKT	View Diagram
3904015	-	00	1	I	PLUG GP - OIL PAN	View Diagram
4198733	-	00	1	I	DISPOSAL GP - FUME	View Diagram
3431974	-	01	1	I	MOUNTING GP - CONTROL	View Diagram


3993944	-	00	1	I	MOUNTING GP-SENSOR	View Diagram
4273280	-	01	1	I	PROTECTION GP-WRG (NO CCP)	View Diagram
4174367	-	01	1	I	CONFIGURATION GP	View Diagram
PQ5660		00	1	I	OIL LEVEL GAUGE - LH FRONT	Drawing...
3527644	-	02	1	I	GAUGE GP - OIL LEVEL	View Diagram
3532831	-	01	1	I	FASTENER GP - FUEL LINES	View Diagram
1871327		01	1	I	COVER GP-MECH	Drawing... View Diagram
PQ1936		00	1	I	LH OIL FILL T4 WITH FILM GP	Drawing...
2933625	-	04	1	I	FILLER GP - OIL	Drawing... View Diagram
4574981	-	00	1	I	FILM GP	View Diagram
1076736		02	1	I	BLOCK COVER - TURBO	Drawing... View Diagram
3505898		02	1	I	LUBRICANT GP	View Diagram
PK4726		00	1	I	DAMPER GP	Drawing...
3542424	-	01	1	I	DAMPER GP - PULLEY	Drawing... View Diagram
PQ6677		01	1	I	ACCESSORY DRIVE MTG- LH ALT	Drawing...
3458400	-	01	1	I	MTG GP - ALTERNATOR	View Diagram
3933570	-	04	1	I	MTG GP-WRG	View Diagram
3533899	-	01	1	I	FASTENER GP (NO IVA)	View Diagram
3533900	-	00	1	I	FASTENER GP (NO PRECOOLER)	View Diagram
PQ6768		00	1	I	ALTERNATOR 24V 115A	Drawing...
3542324	-	02	1	I	ALTERNATOR GP	View Diagram
4885154	-	00	1	I	FASTENER GP	View Diagram
3528445		01	1	I	MTG GP - BREAKER	Drawing... View Diagram
3488106		02	1	I	BELT GP	Drawing... View Diagram
PQ6646		02	1	I	TRANSMISSION OIL COOLER	Drawing...
4216496	-	00	1	I	LINES GP-WATER	View Diagram
3580839	-	00	1	I	COVER GP	View Diagram
3392667	-	01	1	I	PLUG GP - WATER LINE	View Diagram
4412486		00	1	I	FLANGE GP	Drawing... View Diagram
3458405		04	1	I	DRIVE GP - FAN	Drawing... View Diagram
3526448		00	1	I	INSTRUCTION - FAN	View Diagram
3573596		01	1	I	FAN GP - SUCTION	Drawing... View Diagram
3557089		00	1	I	ADAPTER GP	Drawing... View Diagram
4N8278		00	1	I	VEE BELT SET	View Diagram
PQ6649		01	1	I	AFTERCOOLER AIR LINES-IPU	Drawing...
3869315	-	00	1	I	LINES GP-AIR (ATAAC)	View Diagram

3869331	-	00	1	I	LINES GP-AIR (COMB AIR)	View Diagram
4899383	-	01	1	I	INST-TURBO	View Diagram
3875400		00	1	S	WIRING GP-LEVEL	View Diagram
PQ6727		00	1	I	FUEL COOLER SUCTION FAN	Drawing...
3942679	-	00	1	I	COOLER GP-FUEL	View Diagram
3938125	-	00	1	I	LINES GP-FUEL (SUCTION FAN)	View Diagram
3508763		01	1	I	GUARD GP - RADIATOR	Drawing... View Diagram
3392668		01	1	I	PLUG GP - WATER LINE	View Diagram
PQ5691		01	1	I	ELEC STARTER - 50MT (24V) (LH)	Drawing...
3544072	-	00	1	I	WIRING GP - ELECTRIC START	View Diagram
4428951	-	00	1	I	MOTOR GP-MTG&	View Diagram
1275728		04	1	I	COVER	Drawing... View Diagram
2559250		04	1	I	PLUG GP	View Diagram
1354326		03	1	I	SUPPORT GP - ENGINE	Drawing... View Diagram
PQ5745		02	1	I	CAT290 AIR COMPRESSOR	Drawing...
3604134	-	03	1	I	COMPRESSOR GP - A	View Diagram
3535057	-	01	1	I	LINES GP - COMPRESSOR	View Diagram
2244501		05	1	I	GOVERNOR GP	View Diagram
2045325		02	1	I	COVER GP- FLYWHEEL HOUSING	View Diagram
3850948		00	1	I	LINES GP-EXH	Drawing... View Diagram
PQ6682		00	1	I	CEM OUTLET TAILPIPE	Drawing...
3850947	-	00	1	I	TAILPIPE GP-EXHAUST	View Diagram
3899590	-	00	1	I	COVER GP-EXHAUST	View Diagram
1987424		03	1	S	RAIN CAP - MUFFLER	Drawing... View Diagram
4833539		00	1	S	CAP GP-FILLER&-A	Drawing... View Diagram
3996173		01	1	S	MTG GP-TANK	Drawing... View Diagram
4198180		01	1	S	LINES GP-DEF	Drawing... View Diagram
PQ6688		00	1	I	AFTRTMT ECM - IPU	Drawing...
3933544	-	01	1	I	CONTROL GP-MTG &	View Diagram
3864190	-	01	1	I	MOUNTING GP	View Diagram
3927220	-	06	1	I	WIRING GP-EXH	View Diagram
4325281		00	1	S	WIRING GP - DEF	View Diagram
3931715		05	1	I	SENSOR GP-NOX	View Diagram
PQ6691		00	1	I	AIR CLEANER-CANISTER REAR EXH	Drawing...
3899594	-	00	1	I	CLEANER GP-AIR	View Diagram
3965531	-	00	1	I	MOUNTING GP - CLEANER	View Diagram


3523617	-	00	1	I	LIFTING GP	View Diagram
2326182		00	1	S	PRECLEANER GP	Drawing... View Diagram
2661473		04	1	S	SENSOR GP	View Diagram
PQ6720		00	1	I	ITECH EN INSTRUMENT PANEL	Drawing...
3711751	-	00	1	I	MOUNTING GP - INSTR	View Diagram
3829130	-	00	1	I	MTG GP - INSTR	View Diagram
3969099	-	01	1	I	WIRING GP-CONTROL PANEL	View Diagram
3892014	-	02	1	I	INSTRUMENT GP - ENG DISPLAY PN	View Diagram
3647943		00	1	S	FILM GP	View Diagram
4339373		00	1	S	FILM GP	View Diagram
PQ5727		00	1	I	PAINT GP - YELLOW	Drawing...
3605376	-	02	3	I	PAINT GP	View Diagram
3526465		01	1	I	HOUSING GP-FRONT	Drawing... View Diagram
4441147		00	1	S	BREATHER GP	Drawing... View Diagram
PQ6750		00	1	I	NO BELT GUARD	
1596159	-	07	1	I	CAM COVER	View Diagram
3533897	-	01	1	I	FASTENER GP (FRONT HOUSING)	View Diagram
4523318		00	1	S	SWITCH GP	View Diagram
2059442		05	1	I	OVERSEAS PRESERVATION	View Diagram
3611820		00	1	I	CERTIFICATION AR - EPA/EU 2011	View Diagram
0P1915			1	I	BOX FOR EXPORT - 3406	View Diagram
5P2506		00	1	S	LITERATURE - ENGLISH	Drawing... View Diagram
PP6975		00	1	I	540 BHP WOF 2100 RPM IND C T4F	
3717459	-		1	I	403KW (540 HP) @ 2100 RPM C	View Diagram
0V1590			1	I	END USE: PETRO WELL SERVICING	View Diagram

Ship Loose [Top](#)

51 results found, displaying 1 to 51

Reference Number	Eng Chg	Quantity	ASM	LESS 	Set Type	Description	BreakDown...
3558817		1	S			WIRING GP-SENSOR	BreakDown...
- 2345013		1	S			SENSOR GP-TEMP 1644A1 (I)	BreakDown...
- 2788844		1	S			PLUG AS S-X (E)	BreakDown...
4996613		1	S	+		MODULE AR-DEF	BreakDown...
3690805		1	S			ADDITIVE-COOLANT	BreakDown...
- 3690805		2	S			ADDITIVE-COOLANT S-X (E)	BreakDown...
3524750		1	S			RELAY GP	BreakDown...

51 results found, displaying 1 to 51

Reference Number	Eng Chg	Quantity	ASM	LESS 	Set Type	Description	BreakDown...
- 3595143		1	S			RELAY S-X (I)	BreakDown...
1631383		1	S			DRAIN GP-OIL PAN	BreakDown...
- 3E7427		1	S			ADAPTER 1666A1 (B)	BreakDown...
- 7E4761		1	S			VALVE-SHUTOFF S-X (F)	BreakDown...
- 0619458		1	S			SEAL-O-RING 1674G2 (B)	BreakDown...
- 2385080		1	S			SEAL-O-RING 1636K4 (B)	BreakDown...
3875400		1	S			WIRING GP-LEVEL	BreakDown...
- 3875401		1	S			HARNESS AS S-X (E)	BreakDown...
- 4309449		1	S			SENSOR (2399957) S-X (F)	BreakDown...
1987424		1	S			CAP AS	BreakDown...
- 1987424		1	S			CAP AS S-X (F)	BreakDown...
4833539		1	S			CAP GP-FILLER&-A	BreakDown...
- 3875467		1	S			LANYARD CAP S-X (E)	BreakDown...
- 3982993		1	S			CAP TANK 1684C1 (E)	BreakDown...
3996173		1	S			MTG GP-TANK	BreakDown...
- 8T0389		4	S			LOCKNUT 1660C3 (B)	BreakDown...
- 8T4121		8	S			WASHER-HARD 1644C5 (B)	BreakDown...
- 3996167		1	S			STRAP AS S-X (F)	BreakDown...
- 4204979		1	S			STRAP AS S-X (F)	BreakDown...
- 4246013		1	S			MAT S-X (F)	BreakDown...
4198180		1	S			LINES GP-DEF	BreakDown...
- 4179582		1	S			HOSE AS S-X (F)	BreakDown...
4325281		1	S			WIRING GP-DEF	BreakDown...
- 4325284		1	S			HARNESS AS S-X (E)	BreakDown...
2326182		1	S			PRECLEANER GP	BreakDown...
- 1M3419		1	S			SEAL-O-RING 1652B1 (E)	BreakDown...
- 8S6823		1	S			HOOD AS FL114 (F)	BreakDown...
- 8S6824		1	S			CLAMP AS HUT3B1 (B)	BreakDown...
- 1133155		1	S			BODY FL66 (F)	BreakDown...
2661473		1	S			SENSOR GP-POSN	BreakDown...
- 2661473		1	S			SENSOR GP S-X (I)	BreakDown...
3647943		1	S			FILM GP	BreakDown...
- 3498603		50	S			FILM-FUEL S-X (A)	BreakDown...
4339373		1	S			FILM GP	BreakDown...
- 4231796		50	S			FILM S-X (A)	BreakDown...
4441147		1	S			BREATHER GP	BreakDown...
- 3D2824		1	S			SEAL-O-RING 1658H1 (B)	BreakDown...
- 3567423		1	S			BREATHER-TANK S-X (E)	BreakDown...
4523318		1	S			SWITCH GP	BreakDown...
- 8T8737		6	S			PLUG SEAL 1662B3 (E)	BreakDown...
- 1552274		1	S			PLUG KIT-CONN S-X (E)	BreakDown...
- 4490802		1	S			SWITCH AS S-X (I)	BreakDown...
5P2506		1	S			LITERATURE GP	BreakDown...
- 5P2506		1	S			ENGLISH LITERATURE 1400 (A)	BreakDown...

Current Date: 8/14/2023, 1:12:55 PM
© Caterpillar Inc. 2023 All Rights Reserved.
[Data Privacy Statement.](#)